





Solawash Pro 2000 PCB Locations

- 1U01.GSD - Upload file for the Display board.
- 2U01.GSD - Upload file for the Pan/Tilt board.
- 3U01.GSD - Upload file for the LED Control
- 4U01.GSD - Upload file for the Focus, Frost, Zoom board.
- 5U01.GSD - Upload file for the CMY, CTO, Gobo
- 6U01.GSD - Upload file for the Blade 4, Frost, Iris board
- 7U01.GSD - Upload file for the Framing Rotate, Blades 1-3 board

Base:




Yoke:



Head:

5U01:
CMY,CTO, Gobo

7U01:
Blades 1-3, Framing Rot



6U01:
Blade4, Frost, Iris

4U01:
Focus, Frost, Zoom